














The following table provides the features supported by the Dell Thunderbolt Dock when used with Alienware 13 R3, Alienware 15 R3, and Alienware 17 R4. For more information on the Dell Thunderbolt Dock, see the *User's Guide* for the **Dell Thunderbolt Dock** on Dell.com/support.

Table 1. Features supported

Features	Supported / Not supported
External display ports	
Network port	
USB 2.0 ports and USB 3.0 ports	
Audio ports	
USB Type-C port	
Power input to computer through docking station	
Press the power button on the docking station, to turn on the computer when it is turned off, in sleep state, or in hibernate state.	
Remote ports-disablement on the docking station	
Error and dock event notifications	

Features	Supported / Not supported
Turn on the computer automatically when docking the computer to the docking station	
Remote firmware updates	
Docking station connection-status light	
Identify the computer's MAC address by bypassing the docking station's MAC address	
Automatically disable WLAN/WWAN when docked	